



Data Sheet
TG-32 Series
Gas Thermometer -
Stainless With Capillary Tube

Distributed by



www.bristolinstruments.com

Bristol Instruments
90 Canal Street
4th Floor
Boston, MA 02114

Toll free 877-866-8500

Gas thermometers Stainless steel version with capillary

Dial size: ND of 4 and 6 in.
(100 and 160 mm)

Accuracy: $\pm 1\%$ of full scale

Features

Fulfills highest measurement technology requirements, Gas pressure with inert gas filling is physiological harmless
Short response time
For aggressive media

Applications

Chemical and petrochemical industry
Energy economy , Process engineering
Container and pipe construction
Mechanical engineering and apparatus manufacture,
Special customised versions available,
Food industry

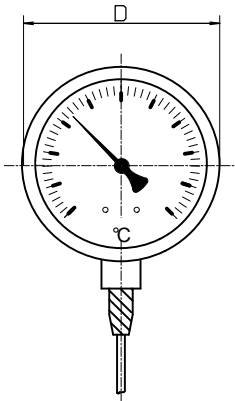


Model and ND	TG-32 100	TG-37 100	TG-32 160	TG-37 160
Connection	bottom with capillary	back, eccentric with capillary	bottom with capillary	back, eccentric with capillary
Ranges in °C	-100...+100°C, -50...+50°C, -40...+40°C, -40...+60°C, -30...+50, -20...+60°C, -20...+80°C 0...80°C, 0...100°C, 0...120°C, 0...160°C, 0...200°C, 0...250°C, 0...300°C 0...400°C, 0...500°C, 0...+600°C			
Ranges in °F	0 ...150 °F, 0...200 °F, 0...250 °F, 0...300 °F -50...+130 °F, -40...+160, -30...+120 °F, 20...240°F, 40...400 °F 50...300 °F, 50...500 °F, 100...800 °F, 100...1000 °F, 150...700°F, other at inquiry			
Application	Full scale value			
Case	CrNi steel			
Bezel	CrNi steel			
Window	Glass lens			
Dial	Aluminium white ,scale black			
Pointer	Aluminium, black			
Measuring element	Gas pressure system with inert gas filling			
Display correction	at case , max. 6 %			
Shaft	CrNi steel			
Connection	lock at data sheet T 290			
Length	63, 100, 150, 200, 250, 300, 350, 400, 450, 500 mm, other length possible *)			
Max. pressure	25 bar at shaft , without thermowell			
Protection	IP 55 according EN 60529 / IEC 529			
Weight	0,6 kg	0,6 kg	1,1 kg	1,1 kg

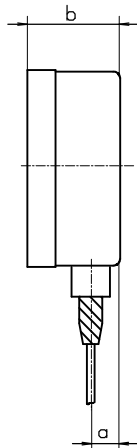
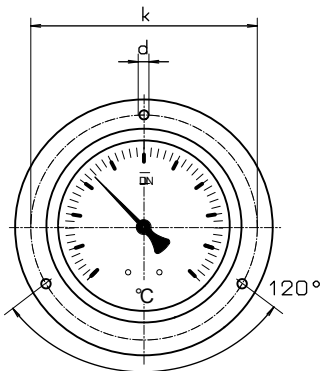
*) Ranges and shaft diameter must be tuned ,

Dimensions

Connection bottom

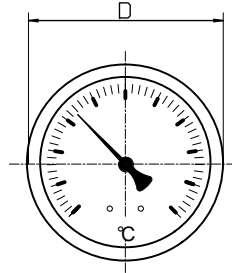


Hole diagram for front flange

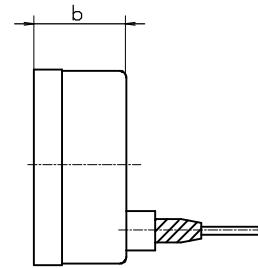


rear flange

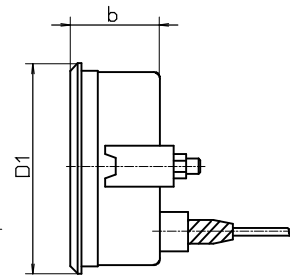
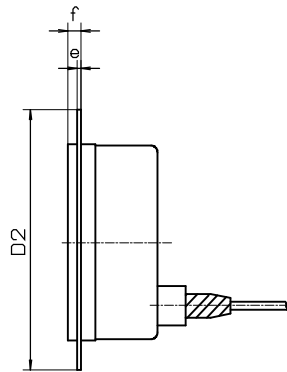
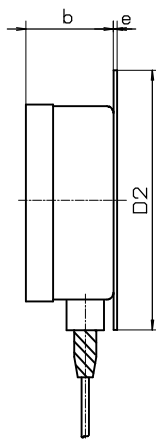
Connection back, eccentric



front flange



with triangular bezel and mounting bracket



Dimensions in mm											
Model	NG	D	a	b	h	D1	D2	e	f	k	d
TG-32	100	101	16	55	60	107	132	2	6	116	4,8
TG-37	100	101	16	55	60	107	132	2	6	116	4,8
TG-32	160	160	16	50	60	-	196	2	6	178	5,8
TG-37	160	160	16	50	60	-	196	2	6	178	5,8

Model specification

Model	Connection	Nominal size	Range	Stem length	Stem type
TG-3	2 or 7	f.e. 100	f.e. 120	f.e. 100	f.e. F 2
	Connection bottom = 2 with capillary Connection back = 7 with capillary	Case with NG 100 = 100 Case with NG 160 = 160	after Range specification ore direct f.e. 120 °C	Stem length in mm	after data sheet T 290