



Data Sheet
SD-40 Series
Pressure Sensors

Distributed by



[www. BristolInstruments.com](http://www.BristolInstruments.com)

Bristol Instruments
90 Canal Street - 4th Floor
Boston, MA 02114

Toll free
877-866-8500

Pressure sensor with front flush diaphragm piezoresistive or thin film

Accuracy 0.25 % and 0.5 %

Standard output 4...20 mA; 2-wire system
or 0...20 mA; 3-wire system
or 0...5 VDC; 3-wire system
or 0...10 VDC; 3-wire system

Features

High overload protection
For pasty or crystallizing media
For dynamic or static measurements
Good repeatability

Applications

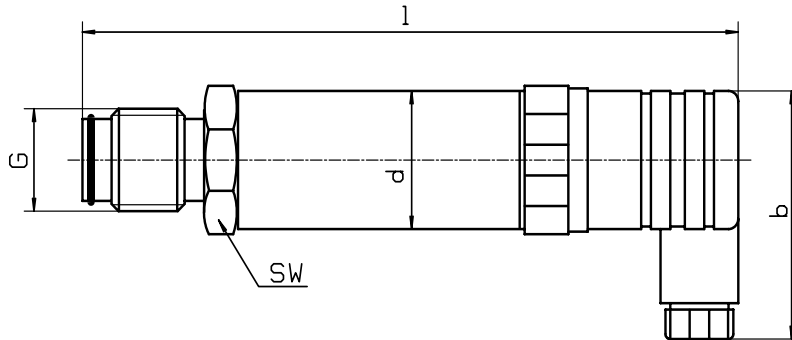
Development and laboratory applications
Process engineering
Plant and apparatus design



Model	SD-40	SD-42
Accuracy	0.5 % full scale value	0.25 % full scale value
Ranges (psi)	0 to 1.5, 3, 5, 10, 15, 25, 35, 50, 100, 150, 200, 350, 600, 1,000, 1,500, 2,000, 3,500, 6,000, 8,500, 15,000, 20,000, 35,000, 45,000 -10 to 0, -15 to 0, +10, +20, +50, +75, +100, +200, +345	
Overload limit	to 230 psi: 3.5 x from 350 to 8,500 psi: 2.0 x	
Sensor element	from 0.1 to 16 bar piezoresistive, over 25 bar in Thin film	
Repeability	< 0.05 % full scale value	
Stability per year	< 0.2 % full scale value in rated conditions	
Case	CrNi steel	
Wetted parts	CrNi steel	
Pressur connection	SW 27, CrNi steel	
Connection thread	1.5 psi: 1½" NPT, 3.5 to 35 psi: 1" NPT, 50 psi and up: ½" NPT. G 1½ B, G 1 B, G ½ B avail.	
Electrical connection	plug according to DIN 43650 with junction box	
Power supply	10...30 VDC (14...30 VDC for output 0...10 V)	
Power consumption	Output 4...20 mA: signal currency	voltage output 8 mA
Temp.comp.range	32 to 176°F (0 to 80°C)	
Temp. influence	0.2 % / 10 K, zero point and measuring element	
Response time	(within 10% to 90% of full scale value)	
Protection type	IP 65 to EN 60529 /IEC 529	
Temperatures	Medium: -22 to +212°F (-30 to 200°C), Ambient: -4 to 176°F (-20 to 80°C)	
Weight	0.5 lb	

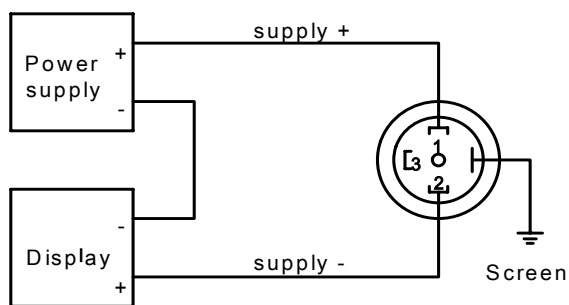
Dimensions and Design

with front flush diaphragm

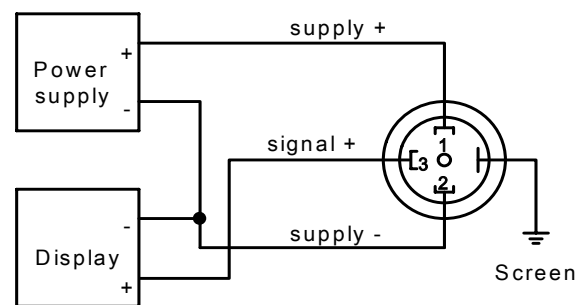


Electrical connection

Two-wire system



Three - wire system



Dimensions in mm						
Model	b		d	l	SW	G
SD-40	48		27	130,5	27	100 mbar G 1 1/2"
						from 250 mbar G 1"
SD-42	48		27	130,5	27	from 400 mbar G 3/4"
						from 2,5 bar G 1/2"